

ARE YOU READY?

Hurricane Season
June 1 – November 30

Your 2017 Guide to Hurricane Readiness

Su Guía de Preparación contra Huracanes
Gid Preparasyon pou Siklòn

Be Prepared



Dear Fellow Residents:

Miami-Dade County is home to 2.7 million residents and millions of visitors who enjoy all that our world-class community has to offer, including year-round tropical weather. Living in a tropical climate also means we must be vigilant and prepared for hurricanes and other storms that are the tradeoff for living in paradise.

Hurricane season 2017 begins June 1 and ends Nov. 30. We must be prepared in the event Miami-Dade County is threatened by a major storm. Our community continues to have an exceptional emergency management team, yet it is ultimately up to each and every resident to be prepared for the possibility of a hurricane. We must all make a hurricane plan ahead of time, including arrangements for our pets and stocking up on vital supplies and medications.

Warm weather and rain that are common during hurricane season provide prime breeding ground for mosquitoes. Therefore, it is important that all residents remember to “Fight the Bite” by draining excess water and covering ourselves with proper clothing and mosquito repellent.

In addition to our ongoing preparation for hurricanes and tropical weather, Miami-Dade County continues to plan for and adapt to the effects of climate change and sea-level rise. The Office of Emergency Management works closely with the Office of Resilience to ensure the adaptations to climate change and sea-level rise are incorporated into our hurricane preparedness and recovery efforts.

This guide offers valuable information to help you plan ahead to protect your family and property before, during and after a storm.

Storm information and service updates are regularly updated at www.miamidade.gov or by calling the 311 Contact Center. If you are active on social media, follow Miami-Dade County, the Miami-Dade Office of Emergency Management and Mayor Carlos A. Gimenez on Twitter and Facebook.

Thank you for doing your part to keep our community safe, prepared and resilient this hurricane season.

Sincerely,



A handwritten signature in black ink, appearing to read "Carlos A. Gimenez".

Carlos A. Gimenez
Mayor



A handwritten signature in black ink, appearing to read "Esteban L. Bovo, Jr.".

Esteban L. Bovo, Jr.
Chairman

Contents

Be Prepared.....	2
Watches + Warnings.....	5
Evacuations.....	6
Emergency & Evacuation Assistance Program (EEAP).....	7
Pet Safety.....	8
Before a Storm.....	9
Transportation.....	13
Storm Surge Planning Zones.....	14
During a Storm.....	16
After a Storm.....	17
Planning for an Emergency.....	20
Disaster Kit Checklist.....	21
Información en Español.....	22
Enfòmasyon en Kreyòl.....	23
Phone Numbers & Websites.....	25
Board of County Commissioners.....	26









DADE COUNTY FEDERAL
C R E D I T U N I O N

THEY'RE READY... ARE YOU ?

Let us help you prepare!

Apply for a personal loan with rates as low as **6.49%^{*}** APR and easy flexible terms for your convenience.


Use your loan for:

-  Storm Shutters
-  Impact Resistant Windows
-  Power Generators
-  Emergency Funds



dcfcu.org/prepared

*APR= Annual Percentage Rate. The rate you qualify to receive may vary depending on individual credit history and underwriting factors. All Credit Union loan programs, rates, terms, and conditions are subject to change at any time without notice. Maximum unsecured debt with DCFCU may not exceed \$35,000. To qualify for the lowest rate, DCFCU direct deposit of paycheck, auto-debit of loan payment and DCFCU share draft checking account required. Members with an existing DCFCU unsecured debt will need to qualify for an additional disbursement of at least \$2,500 to the current outstanding balance. This loan promotion may be cancelled at any time without notice. Membership Required.



Watches + Warnings



■ Tropical Storm Watch

Tropical storm conditions are possible, usually within 48 hours.

■ Tropical Storm Warning

■ Tropical storm conditions are expected, usually within 36 hours.

■ Hurricane Watch

Hurricane conditions are possible, usually within 48 hours.

■ Hurricane Warning

■ Hurricane conditions are expected, usually within 36 hours.



Tropical storm

Sustained winds of 39 to 73 mph

Hurricane

Sustained winds of 74 mph or higher

Saffir-Simpson Hurricane Wind Scale

Category 1: 74 to 95 mph

Category 2: 96 to 110 mph

Category 3: 111 to 129 mph

Category 4: 130 to 156 mph

Category 5: 157 mph or higher

Neighborhood Disaster Training

Miami-Dade County offers free training in basic disaster response skills. Learn fire safety, light search and rescue, team organization and disaster medical operations. For more information on Community Emergency Response Team (CERT) programs, email cert@miamidade.gov.

Evacuations

Miami-Dade County officials can issue an order directing the evacuation of specific areas of the county deemed to be in danger, based on a hurricane's track and projected storm surge.

All mobile home residents should evacuate when any evacuation order is issued, regardless of their storm surge planning zone.

Residents are encouraged to stay with family members or friends in an inland, non-evacuation area.

Evacuation centers will open, but they should only be considered as a last resort. Emergency Bus Pickup Sites will be activated to provide transportation to and from the evacuation centers.

All evacuation centers meet Americans with Disabilities Act requirements. Service animals are permitted.



What you should bring to an evacuation center

- Bedding
- Infant and child care items such as formula, diapers, toys, etc.
- Cash
- Personal hygiene items
- Comfort materials such as books, magazines, etc.
- Prescription and over-the-counter medications
- Drinking water
- Snacks
- Extra clothing
- Special items for elderly or disabled family members

It's strongly recommended to bring portable electronic devices—such as phones and tablets—fully charged as there are limited outlets at shelters.

See lists of evacuation centers and emergency bus pickup sites at www.miamidade.gov/fire/evacuations.asp or call 311.

Emergency & Evacuation Assistance Program (EEAP)

Residents who require evacuation assistance should register for the Emergency & Evacuation Assistance Program (EEAP) prior to an emergency to ensure help will be given when needed. Assistance may also be provided after an emergency. Pre-registered residents will receive priority.

This program is specifically for individuals who live alone or with families. Residents in nursing homes, assisted living facilities or group homes must follow their own facilities' emergency plans.



Download the application and review eligibility at www.miamidade.gov/fire/eeap.asp or call 311.

STAY CONNECTED

BEFORE, DURING AND AFTER A STORM

Miami-Dade County's 311 Contact Center helps you stay connected as a tropical storm or hurricane approaches, and also provides important service information after the storm.

-  Call 311 or 305-468-5900 (TTY: 711)
-  Submit a service request at www.miamidade.gov/311direct
-  Email 311@miamidade.gov
-  [@miamidade311](https://twitter.com/miamidade311)
-  311Direct App



Pet Safety

Evacuating with your pets

Pet-Friendly Evacuation Centers are available for residents living in evacuation areas, unsafe structures or mobile homes. A family member must stay with the pet.

There is a limit of four pets per household. Animals accepted include: dogs, cats, ferrets, gerbils, guinea pigs, hamsters, rabbits and common household birds.

Two centers are available for families with their pets during emergencies:

- E. Darwin Fuchs Pavilion at the Miami-Dade County Fair & Exposition
10901 SW 24 St., Miami
- Dr. Michael M. Krop Senior High School
1410 NE 215 St., Miami

Not all centers are open for every storm.

What you should bring to a pet shelter

- Proof of residency within an evacuation zone.
- Place ID tags on appropriate collars.
- Present medical and current vaccination records for each pet.
- Food and supplies for the pets, including a suitable carrier or crate; collar, leash or muzzle; and bedding material and toys.



General pet safety tips

- Place ID tags on appropriate collars and ensure your pets are micro-chipped.
- It's best to account for 1 1/2 gallons of water, as well as sufficient food and medicine for each animal for at least 3 days. Don't forget serving bowls.
- Prepare to care and maintain control over your pets at all times.
- Get an animal supplies checklist and more at www.miamidade.gov/animals/disaster-preparedness.asp or call 311.

BEFORE

a storm

Be sure to have disaster kits and emergency supplies prior to hurricane season, such as flashlights, batteries, garbage bags and more. A basic checklist is included on page 21 in this Hurricane Guide.

Read more about essential needs at www.miamidade.gov/fire/personal-preparedness.asp.

Home preparation

Protect areas where wind can enter. Windows and doors should be secured with County-approved storm shutters. One option is to board up windows with 5/8-inch plywood. Tape does NOT prevent windows from breaking.

Protect electronics with surge protectors and waterproof coverings.

Bring in lawn furniture or other outdoor items not tied down that could become airborne.

Withdraw cash from the bank and get fuel for your car, generator and other gas-powered tools.

Construction sites

In the event of a tropical storm warning or hurricane watch, licensed contractors are obligated to secure their work sites. Potentially hazardous objects must be fastened down or removed.

Tourists

Listen to announcements from your hotel, cruise line or airline. Be sure to follow any orders issued by local officials, such as evacuation and sheltering.



Once Miami-Dade County's Emergency Operations Center is activated, all key service updates will be posted on www.miamidade.gov or by calling 311.

BEFORE a storm

Tree pruning

Properly pruning trees and shrubs before a hurricane approaches can reduce the debris generated during a storm. Proper tree pruning also increases the likelihood that a tree can weather a storm.



Correct



Wrong

Make sure to consult or hire a certified and licensed arborist prior to pruning trees.

Get more hurricane tree pruning tips at www.miamidade.gov/environment/hurricanes.asp or call 311.

Do not begin any pruning or cleanup activities or place trash on the curb during a tropical storm or hurricane watch or warning.

Water

Keep aluminum/plastic containers handy and fill them with potable water once a warning is announced. Plan for about one gallon per person per day. In addition, keep other containers two-thirds full with potable water and keep them in your freezer for ice after a storm.



Gasoline storage and generators

Store fuel in an approved container, holding five gallons or less, in a cool, dry, ventilated and secure area, away from appliances. Keep it out of the reach of children.



Generators must only be operated outside of inhabited structures in a well-ventilated area away from windows, doors, vents or other openings. They should not be operated on the balcony of a multi-unit structure.

Trash pickup

Dispose of household and yard trash before a storm:

- with your twice-weekly garbage collection service;
- by scheduling a bulky waste pickup at www.miamidade.gov/solidwaste/bulky-waste.asp or calling 311; or
- dropping off trash or tree cuttings at one of 13 Neighborhood Trash and Recycling Centers (TRC).

13 Neighborhood Trash and Recycling Centers

Open daily from 7 a.m. to 5:30 p.m.

North Dade

21500 NW 47 Avenue

Norwood

19901 NW 7 Avenue

Golden Glades

140 NW 160 Street

Palm Springs North

7870 NW 178 Street

West Little River

1830 NW 79 Street

Snapper Creek

2200 SW 117 Avenue

Sunset Kendall

8000 SW 107 Avenue

Richmond Heights

14050 Boggs Drive

Chapman Field

13600 SW 60 Avenue

Eureka Drive

9401 SW 184 Street

West Perrine

16651 SW 107 Avenue

South Miami Heights

20800 SW 117 Court

Moody Drive

12970 SW 268 Street

Centers are open to customers in the unincorporated service area and the following municipalities: Aventura, Cutler Bay, Doral, Miami Gardens, Miami Lakes, Opa-locka, Palmetto Bay, Pinecrest and Sunny Isles Beach.

If you must dispose of trash or bulky waste—including tree trimmings—weather conditions will determine whether Neighborhood Trash and Recycling Centers are open. Call 311 for information.

Secure your trash and recycling carts in a garage, utility shed or covered patio before the storm arrives.

If you do not receive waste collection services from Miami-Dade County, contact your city for information about waste removal services before and after a storm.

SAFELY STORE OR DISPOSE YOUR CHEMICALS

Before a storm's arrival, be sure you correctly handle your home chemicals. Improper disposal or spills can harm the environment.

Keep home chemicals properly sealed, stored and in a dry place away from children.

Get rid of chemicals you no longer need at a local Home Chemical Collection Center:

South Miami-Dade
23707 SW 97th Avenue
Gate B

West Miami-Dade
8801 NW 58th Street

Accepted items include paints, pesticides, pool chemicals, solvents, corrosives, fluorescent lights, automobile batteries and more.

For more information
visit www.miamidade.gov/solidwaste or call 311.



Transportation

Public transit

Metrobus, Metrorail and Metromover services, as well as County transportation facilities, may shut down at sustained 39 mph winds.



Driving on the road

Local law enforcement agencies will issue advisories regarding when roadways and bridges will be locked down. Bridges generally go into lockdown at least eight hours before winds of 39 mph are expected.



Expressway tolls may be lifted to ease traffic flow.

Call 311 to report any traffic signs, traffic signals or street lights damaged due to a storm.



Travel

For seaport and airport passenger information, contact your local carrier or call 311 for the latest news about closures.



Boats

If you own a boat, remember to secure it. Use double lines at a marina or consider dry-dock storage. Never try and ride out a hurricane in your boat.

Marinas will close when winds reach a sustained 39 mph. Biscayne National Park tows all boats to the Everglades and closes at least 24 hours before the landfall of a tropical storm or hurricane.

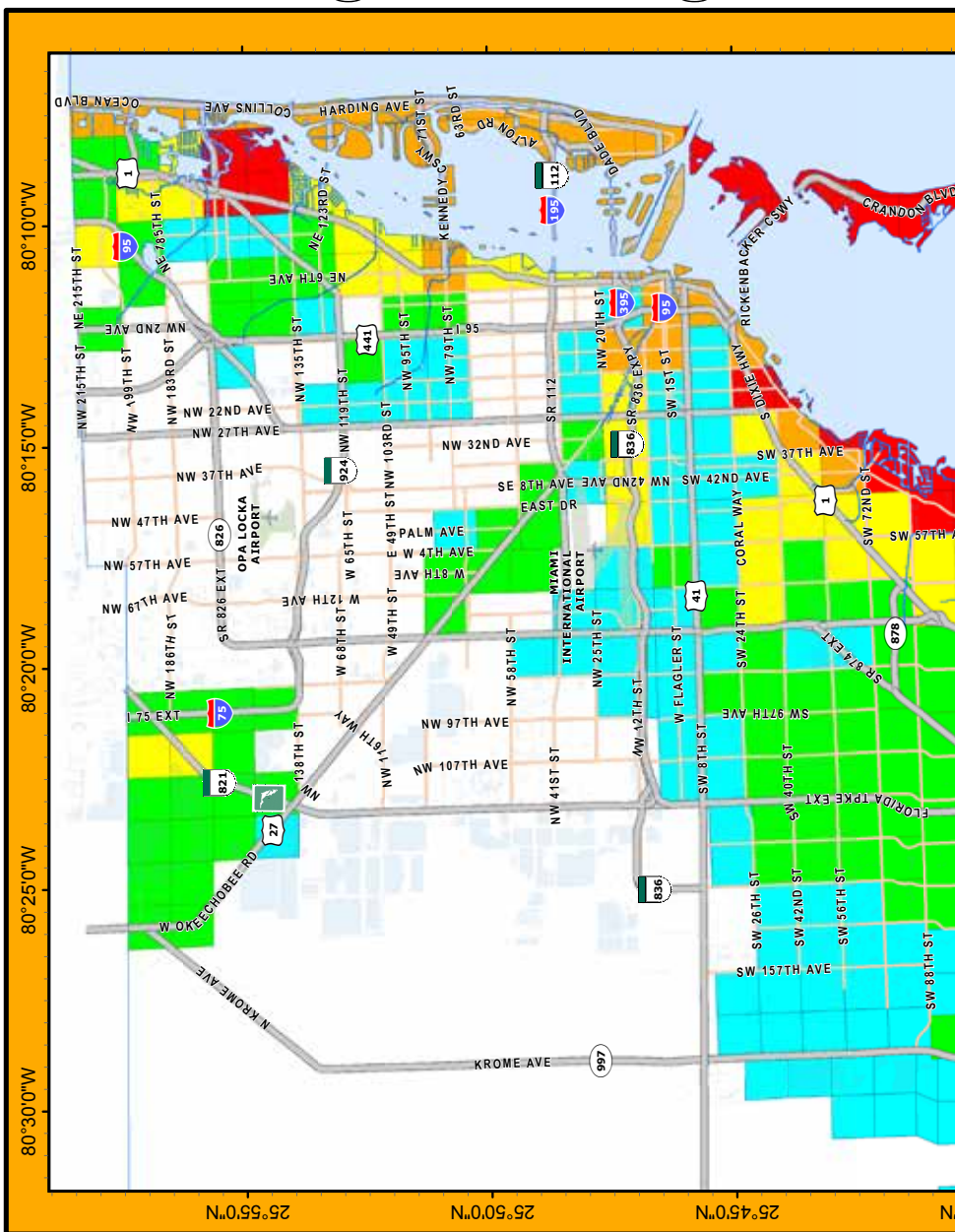


Once evacuations have started off the barrier islands, Intracoastal Waterway bridges will only open infrequently until lockdown.



The Waze Connected Citizens Program allows Miami-Dade County to share travel suggestions among drivers using Waze. Download the free Waze mobile application today.

Storm Surge Planning Zones



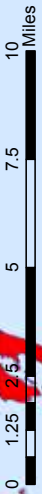
A Storm Surge Planning Zone is an area that could be affected by a storm surge of 1 1/2 feet or higher during a hurricane. Evacuation decisions are heavily predicated on storm surge planning.

Five zones, marked A through E, identify the risk of storm surge. Zone A is at greatest risk for Category 1 storms and higher.

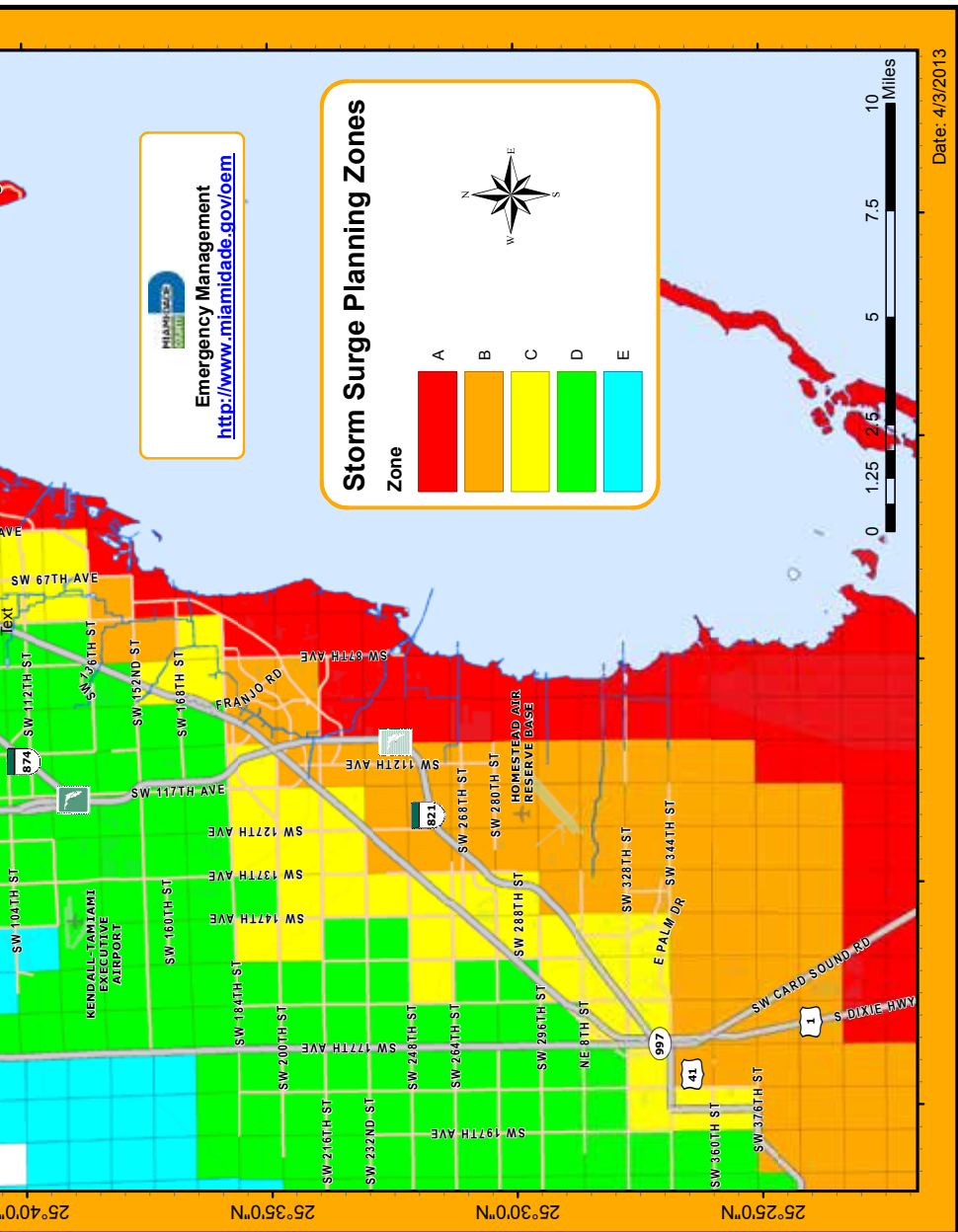


Storm Surge Planning Zones

Zone					
A	B	C	D	E	



Date: 4/3/2013



Upon identification of a threat, each zone (or portions of a zone) will be evacuated depending on the hurricane's track and projected storm surge, independent of the hurricane's category.

To determine your zone, go to <http://gisweb.miamidade.gov/communityservices/> and enter your address or call 311.

DURING a storm

- Monitor **www.miamidade.gov** and your radio or television for weather updates and instructions from public safety officials.
- Stay indoors, preferably in a room with no windows.
- Take your emergency kit and disaster supplies with you if you move from room to room or if you evacuate to a shelter.
- If flooding threatens your home, turn off electricity at the main breaker.
- Use flashlights, not candles or kerosene lamps, as your light source.
- If you lose power, turn off all major appliances.
- Avoid using the phone and do not bathe or shower during the storm.
- Do not go outside during the eye of the storm. The calm is brief before hurricane-force winds return.
- Keep children informed about what's happening and watch for signs of stress.
- Keep animals in their carriers or crate.
- Get in the tub or under your mattress if your home begins to come apart.



AFTER a storm

Many disaster-related injuries occur in the aftermath of a hurricane. Here are some ways to stay safe.

- Remain inside until local authorities say it's safe to go outside.
- If you must go outside, watch for fallen objects and downed electrical wires; report downed power lines to Florida Power & Light.
- Inspect your home for damage, assuring that it's safe to stay there. Check for gas leaks, if applicable.
- Contact your insurance agent. Take pictures of damage. Keep good records of repair and cleaning costs.
- Stay out of areas with extensive storm damage.
- Obey all curfew and emergency orders.
- Do not operate charcoal grills, propane camping stoves or generators indoors. Read more at www.miamidade.gov/fire/safety-generators.asp.
- Place piles of debris on the right-of-way and away from fences, mailboxes, drains, power lines and low-hanging wires. Do not place debris in vacant lots or in front of commercial properties, nurseries or farmland.
- If you live in an area where residential and commercial uses – particularly plant nurseries – are co-located, keep residential and commercial debris in separate piles.



AFTER a storm

- If you live on property not adjacent to a public road right-of-way, or live in a gated community, do not move debris to the nearest right-of-way until instructed by government officials.
- Be patient and careful. Cleanup after a storm can take time.
- Report lost or damaged garbage or recycling carts for replacement by calling 311.
- Discard any refrigerated food you suspect is spoiled.
- Support relief efforts in other affected areas, monetary donations to established voluntary organizations, such as the American Red Cross, is the primary way to help.



Flooding tips

Do not drive or walk through standing water. It may be much deeper than you realize and there may be hidden hazards.

Following a storm, if flooding is affecting the interior of your property, report it by calling 311.

Price gouging

If a state of emergency is declared by the Governor of Florida or Miami-Dade County officials, price gouging regulations come into effect.

Price gouging is considered an “unconscionable price,” determined by comparing the price asked during an emergency with what was charged for the same commodity during the preceding 30-day period. To report price gouging, call 311.



Mosquito control

Rainy, wet conditions that often follow a hurricane can result in an increase in mosquitoes. To reduce breeding, check and empty standing water in children's toys, untreated swimming pools, uncovered boats and watercraft that are not draining water, as well as from trash cans and lids.



Remember the following to avoid mosquito bites:

- Repair screening on windows, doors, porches and patios.
- Avoid being outdoors at dusk and dawn when mosquitoes are more likely to bite.
- Dress in light, long and loose clothing that covers the skin.
- Use insect repellents containing DEET.



Learn more at www.miamidade.gov/mosquito.

WE'RE PREPARED. ARE YOU?

Miami-Dade Water and Sewer Department works 24/7 to ensure that all Miami-Dade County residents have reliable water service before, during and after a storm.

Invest in water storage containers and fill them up with Miami-Dade water before the storm.

- **One gallon a day per person for three days.**
- **Cats and dogs need one and a half gallons for each animal for at least three days.**

QUALITY. VALUE. ECONOMIC GROWTH.

WWW.MIAMIDADE.GOV/WATER



#wasdstormprep

Disaster Kit Checklist



You should gather supplies you might need in an evacuation or disaster. Store them in an easy-to-carry container such as a backpack or duffle bag.

- At least one gallon of water per person for 3 to 7 days
- Non-perishable snacks and packaged or canned food for at least 3 to 7 days
- Non-electric can opener
- Change of clothing, rain gear and sturdy shoes
- Bedding
- Prescription medications
- Personal hygiene items
- Special items and food for infants, elderly or disabled family members
- First-aid kit
- Fully charged mobile phone with charger
- Extra pair of glasses
- Pet care items, including food
- Flashlight, battery-powered radio and batteries
- Extra set of car keys

Important documentation

- List of family members, friends or neighbors and contact information
- Phone list of family physicians
- Important documents in a waterproof container or bag:
 - Insurance policies (auto, home, life, etc.)
 - Medical records
 - Medical device information (style and serial number)
 - Bank account numbers
 - Social Security card
 - Current utility bill to prove residency should your area be secured due to damage

This is a basic list of emergency items. Don't forget to bring any specific medical supplies for you, your family or pets. See the previous page for additional resources.

Información en Español

Prepárese para la temporada de huracanes.

Asegúrese de tener un kit de emergencia y retire los recortes de la poda de árboles antes de una advertencia de tormenta. Llame al 311 o visite www.miamidade.gov/environment/hurricanes.asp para obtener más información.

Programa de Asistencia para Evacuaciones de Emergencia

El Programa de Asistencia para Evacuaciones de Emergencia fue creado para los residentes que necesitan ayuda para transportarse o que no pueden evacuar por sí mismos. Descargue la aplicación y verifique si reúne los requisitos en www.miamidade.gov/fire/eeap.asp o llame al 311.

Durante una advertencia o amenaza de huracán

No pade los árboles, no realice actividades de limpieza ni coloque la basura junto a la acera. Los Centros de Basura y Reciclaje (TRC, por sus siglas en inglés) aceptarán basura mientras las condiciones del tiempo lo permitan. Los centros brindan servicio a los usuarios que residen en áreas no incorporadas y en los siguientes municipios: Aventura, Cutler Bay, Doral, Miami Gardens, Miami Lakes, Opa-Locka, Palmetto Bay, Pinecrest y Sunny Isles Beach. Llame al 311 o visite www.miamidade.gov/solidwaste/bulky-waste.asp para obtener las direcciones y horarios de los TRC (o vea la página 11 de esta guía). Los servicios de basura y reciclaje se suspenden durante una advertencia de huracán, así que guarde los carros de basura y de reciclaje en su casa. Siga las noticias en la radio o la televisión y manténgase dentro de la vivienda.

Su lista para el contenido del kit de emergencia

Usted debería reunir los suministros que podría necesitar en una evacuación. Póngalos en un contenedor que sea fácil de transportar, como una mochila o bolso grande. Use la siguiente lista como guía para garantizar que ha incluido todo lo que necesita. Utilice los espacios en blanco para agregar a la lista algunos artículos que podría necesitar.

- Al menos un galón de agua por persona por día para 3 a 7 días*
- En el caso de las mascotas, tenga disponible 1 ½ galones de agua por cada animal para más de 3 días.
- Alimentos envasados o enlatados no perecederos para 3 a 7 días
- Abridor manual de latas
- Una muda de ropas, impermeable para la lluvia y zapatos resistentes
- Mantas y frazadas
- Botiquín de primeros auxilios y medicamentos con prescripción médica
- Un par adicional de espejuelos
- Radio de baterías, linterna y suficientes baterías adicionales
- Dinero en efectivo
- Teléfono celular con carga suficiente y cargador
- Juego de llaves adicional para el auto
- Lista telefónica de doctores de la familia
- Lista de información familiar importante, estilo y número de serie de aparatos médicos como marcapasos, etc.
- Artículos especiales para bebés, personas mayores o miembros discapacitados de la familia.
- Factura reciente de una empresa de servicios públicos, para comprobar su lugar de residencia en caso de que el área esté cerrada al público debido a los daños.
- _____
- _____
- _____

*Recuerde rotar las botellas según su antigüedad y reemplazarlas antes de la fecha de vencimiento.

En la página web www.ready.gov/es encontrará una lista exhaustiva de suministros para desastres.

Después de un huracán

- Siga las noticias en los medios de comunicación locales, llame al 311 o visite www.miamidade.gov para obtener información acerca de los servicios de recogida de basura o escombros esparcidos por los vientos del huracán.
–Permanezca dentro de la vivienda hasta que las autoridades locales digan que es seguro salir afuera.
- Lleve las cantidades pequeñas de ramas y otros objetos esparcidos por los vientos del huracán a un TRC. Coloque los montones grandes de escombros junto a la acera, pero lejos de cercas, buzones de correo, cañerías de desagüe, cables eléctricos y cables a baja altura. No coloque ramas ni otros objetos en terrenos desocupados ni frente a establecimientos comerciales, viveros o tierras de labranza.
- Reporte los contenedores de basura o reciclaje dañados para que los reemplacen.
- Tenga paciencia y cuidado. Las tareas de limpieza después de una tormenta pueden tardar.

Enfòmasyon en Kreyol

Prepare Nou Pou Sezon Siklòn nan

Ale jete branch bwa nou koupe yo ak lòt fatra kay yo anvan yon menas tanpèt. Rele 311 oswa vizite www.miamidade.gov/environment/hurricanes.asp pou plis enfòmasyon.

Asistans pou Evakyasyon Ijans

Gen yon pwogram ki kreye pou ede moun ki bezwen asistans pou evakye an ka dijans poutèt yo gen yon bezwen espesyal. Pou enskri nan Pwogram Asistans pou Evakyasyon Ijans la, tanpri ale sou sitwèb www.miamidade.gov/fire/eeap.asp oswa rele 311.

Pandan yon pre-alèt oswa avètisman siklòn

Pa kòmanse ni netwaye ni plase fatra sou twotwa. Sant Fatra ak Sant Resiklaj yo (sig Angle TRC) va asepte fatra, depi kondiyon meteyolojik la pèmèt. Sant yo desèvi moun ki abite nan zòn ki pa enkòpore yo ak nan minisipalite sa yo: Aventura, Cutler Bay, Doral, Miami Gardens, Miami Lakes, Opa-Locka, Palmetto Bay, Pinecrest ak Sunny Isles Beach. Rele 311 oswa vizite www.miamidade.gov/solidwaste/bulky-waste.asp (oswa fè yon koudèy nan paj 11 Gid la) pou jwenn adrès ak orè TRC yo.

Yo sispann sèvis vwari ak resiklaj pandan yon alèt. Mete bin vèt fatra ak bin ble resiklaj yo anabri nan pyès ki gen aparèy menaje yo oswa nan garaj la.

Tcheke lis anka dijans w an

Kòmanse rasanble pwovizyon nesèsè yo anka yon evakyasyon. Mete yo nan de bagay kote yap fasil pou transpòte tankou sakado oswa sak lame yo. Itilize lis ki sijere anba la-a pou tcheke atik yo pandan wap rantre yo nan sak yo. Yo kite espas vid sou lis la pou si genyen kèk lòt bagay ou ta renmen ajoute sou li

- 1 galon dlo pa jou pou chak moun pou dire 3-7 jou*
- Pou bèt ou yo, se 1.5 galon dlo pa jou pou chak bèt pou dire 3 jou.
- Manje ki pap gate oswa manje nan kenn
- Ouvrebwat manyèl
- Rad derechanj, ekipman pou lapli ak soulye gwo nèg
- Dra/kouvèt
- Twous Premye Swen ak medikaman sou preskripsyon yo
- Yon pè linèt derechanj
- Radyo ak pil flach ak plizyè pil derechanj
- Lajan kach
- Yon kle oto derechanj
- Lis telefòn medsen fanmi an
- Lis enfòmasyon enpòtan lafam, modèl ak nimewo seri aparèy medikal tankou pacemakers, elatriye
- Atik espesyal pou ti bebe yo, grandèt yo oswa manm fanmi enfim yo
- Dènye bódwo sèvis itilite piblik yo pou pwouve rezidans w si zòn katye lakay w an vin tonbe anba lòt sekirite poutèt destriksyon ki fèt ladan'l
- _____
- _____
- _____

*Sonje vire yo epi ranplase anvan dat ekspirasyon.

Gen yon lis byen detaye pwovizyon nesèsè anka dezaz ki disponib sou sitwèb FEMA a "Are You Ready": www.ready.gov/ht.

Aprè yon siklòn

- Tcheke medya lokal yo, rele 311 oswa vizite www.miamidade.gov pou enfòmasyon sou sèvis ranmasaj fatra ak ranmasaj debri siklòn yo.
- Pote yon ti kantite debri siklòn nan yon TRC (depotwa). Mete ti pil gwo debri nan lari a, lwen baryè, bwat postal, tiyo drenaj, kab elektrik ak fil kouran ki pandye ba. Pa mete debri sou teren vid oswa devan pepinyè yo, ak fèmeye yo.
- Rapòte bin vèt fatra oswa bin ble resiklaj ki kraze oswa pèdi pou jwenn ranplasman.
- Pran pasyans. Fè atansyon. Netwayaj aprè yon tanpèt pran tan.

AVOID THE STORM. LET MIAMI-DADE TRANSIT HELP.



Planning for a hurricane is never an ideal situation, but being prepared is essential.

Download the Miami-Dade Transit Tracker app to find nearby evacuation centers and bus pick-up locations.



Best of all, when you're not avoiding storms, you can avoid roadway congestion and plan your trip with Miami-Dade Transit.

DRIVE LESS. LIVE MORE.™



Phone Numbers & Websites

Emergencies

911

Miami-Dade County

311 or 305-468-5900

TTY: 711

All important service updates are posted during Emergency Operations Center activation at www.miamidade.gov

Miami-Dade County Office of Emergency Management

www.miamidade.gov/oem

National Hurricane Center

www.nhc.noaa.gov

Family Social Services

211 or 305-644-9449

Florida Power & Light

1-800-4-OUTAGE (468-8243)

TTY: 711

www.fpl.com

Federal Emergency

Management Agency (FEMA)

1-800-621-FEMA (3362)

TTY: 800-462-7585

www.fema.gov

American Red Cross

305-644-1200

www.redcross.org/local/florida/south-florida

Poison Control Help Line

1-800-222-1222

Miami-Dade County Public Schools

305-995-1000

www.dadeschools.net



We've been serving Miami-Dade County since 1939

www.dcfcu.org • 305-471-5080



For more information on hurricane preparedness in your area, call your local commission office.



District 1
Barbara J. Jordan

District Office
2780 NW 167th Street
Miami Gardens, FL 33054
305-474-3011
district1@miamidadegov



District 2
Jean Monestime

District Office
900 NE 125th Street
Suite 200
Miami, FL 33161
305-694-2779
district2@miamidadegov



District 3
Audrey M. Edmonson
Vice Chairwoman

District Office
Caleb Center
5400 NW 22nd Avenue
Suite 701
Miami, FL 33142
305-636-2331
district3@miamidadegov



District 4
Sally A. Heyman

District Office
1100 NE 163rd Street
Suite 303
N. Miami Beach, FL 33162
305-787-5999
district4@miamidadegov



District 5
Bruno A. Barreiro

Miami Office
1454 SW 1st Street
Suite 130
Miami, FL 33135
305-643-8525

Miami Beach Office
1700 Convention Center Dr.
1st Floor
Miami Beach, FL 33139
305-673-7743
district5@miamidadegov



District 6
Rebeca Sosa

District Office
1000 SW 57th Avenue
Suite 201
Miami, FL 33144
305-267-6377
district6@miamidadegov



District 7
Xavier L. Suarez

Stephen P. Clark Center
111 NW 1st Street
Suite 220
Miami, FL 33128
305-375-5680
district7@miamidadegov



District 8
Daniella Levine Cava

District Office
10710 SW 211th Street
Suite 103
Miami, FL 33189
305-378-6677
district8@miamidadegov



District 9
Dennis C. Moss

North District Office
10710 SW 211th Street
Suite 206
Miami, FL 33189
305-234-4938

South District Office
1634 NW 6th Avenue
Florida City, FL 33034
305-245-4420
district9@miamidadegov



District 10
Javier D. Souto

District Office
9766 Coral Way
Suite One
Miami, FL 33165
305-222-2116
district10@miamidadegov



District 11
Joe A. Martinez

District Office
4081 SW 152nd Avenue
Unit 21
Miami, FL 33185
305-552-1155
district11@miamidadegov



District 12
José "Pepe" Díaz

District Office
8345 NW 12th Street
Miami, FL 33126
305-599-1200
district12@miamidadegov



District 13
Esteban L. Bovo, Jr.
Chairman

Stephen P. Clark Center
111 NW 1st Street
Suite 320
Miami, FL 33128
305-375-4831
district13@miamidadegov



DADE COUNTY FEDERAL C R E D I T U N I O N

*We've been helping Miami-Dade County since 1939.
Let us help YOU!*



Membership is open to you!

As a Member you are entitled to these great financial services:

 Savings & Checking

 Financial Counseling

 Loans

 IRAs

 Online Services

 Credit Cards

 Auto Buying Service

 Mortgages

BECOME A MEMBER TODAY!

All you need is \$6.00 and a valid Driver's License, U.S. Passport or FL I.D.*

dcfcu.org/yourcounty



Persons (and their family members) who either live, work, worship, attend school, operate businesses or other legal entities located in Miami-Dade County are welcome to join our Credit Union. All persons (and their family members) who work in any of our Member Groups may also join. Membership is also open to businesses and other legal entities located in Miami-Dade County, Florida.





Fire Rescue
 9300 NW 41 Street
 Miami, Florida 33178
 037-1657-31882 917

DADE COUNTY FEDERAL
 C R E D I T U N I O N



We have excellent credit card offers
 that can save you money.

For details please visit

dcfcu.org/zero

305-471-5080



PRSRT STD
 US Postage
 PAID
 Miami, FL
 Permit #3523